

TIPP CITY'S BIG TREE CONTEST

The City of Tipp City Tree Board is again searching for Tipp City's **BIGGEST TREES**. The **2009 BIG TREE CONTEST** is going to give recognition to the biggest **ASH** tree within the City limits of Tipp City. The winning tree will be verified by the City Tree Board.

Trees will be judged based on height, circumference, and average canopy area. So, nominate your favorite **Ash** tree on the form provided below or access the form online at our website, www.tippcityohio.gov. The website will also have specific measuring instructions available for review. The Tree Board can be reached at 937-667-6305. **The deadline for entries is September 7, 2009.** The Winner will be announced during Mum Festival week.

City of Tipp City **Big Tree (ASH)** Nomination Form

Please complete this form and return to:

City of Tipp City Tree Board
BIG TREE CONTEST
260 S. Garber Dr.
Tipp City, OH 45371
937-667-6305 fax 937-667-2231

Date: _____

Tree Species: _____ (e.g. Red Oak, Silver Maple)

Name: _____

Address: _____

Phone: _____ E-Mail: _____

Tree Location: _____

(Attach sketch, if applicable)

Any Known History of Tree _____

Can we publicize your name, address, and tree species/measurements on our website or in other publications? Yes No

Tree Measurements:

Circumference: _____ inches around (at 4.5 ft above the ground surface)

Height: _____ feet

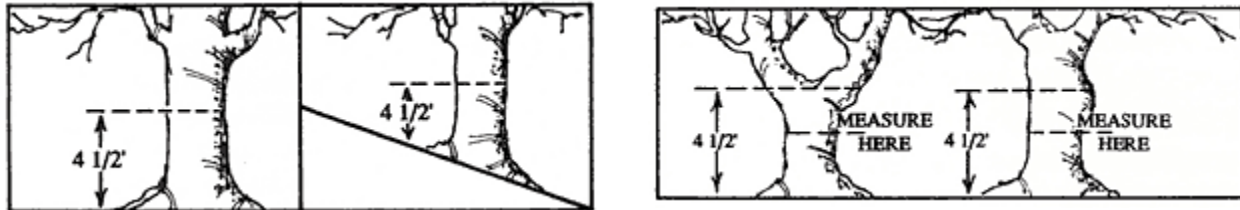
Crown Spread Width _____ feet (widest point) + _____ feet (narrowest point) = _____ Total Ft.
(Total divided by 2 = average crown spread = _____ feet)

**Deadline for Entries is
September 7, 2009**

How To Measure

There are **three measurements required** to nominate a **BIG TREE**:

1. **Trunk Circumference** (measured in inches)
2. **Vertical Tree Height** (measured to the nearest foot)
3. **Average Crown Spread** (measured to the nearest foot)



Trunk Circumference

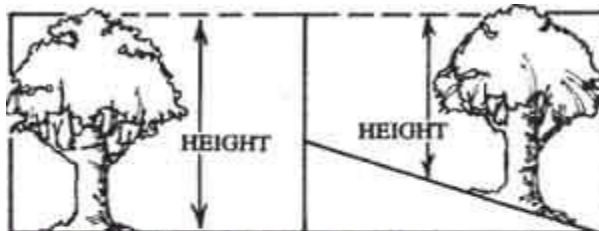
The circumference of the tree is to be measured at 4.5 feet above the ground on the uphill side of the tree. If the tree forks below 4.5 feet then measure the circumference of the largest stem at 4.5 feet. If the tree forks at 4.5 feet, then measure the circumference at the smallest place below the fork.

The best tool to use to measure circumference is a flexible tape measure or one can use a non-stretch string and a ruler. To ensure an accurate measurement make sure the tape or string is perpendicular to the axis of the trunk and is not twisted. Remember that all circumference measurements need to be made in inches.

Tree Height

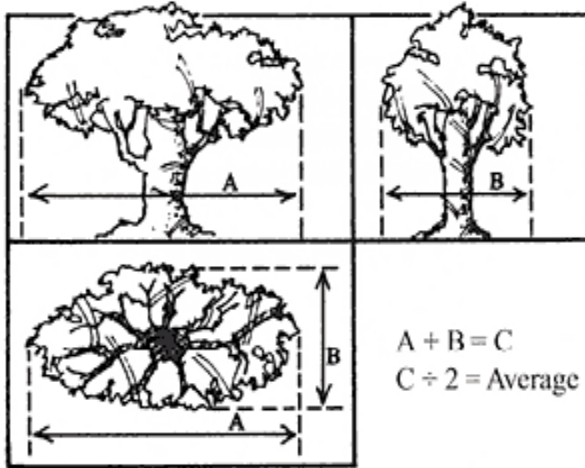
The total height of the tree is considered to be the distance between the base of the tree trunk and the topmost twig. The most reliable measuring tools are the Abney hand level, clinometer, or transit. If these tools are not available, one can measure the tree's height with a straight stick.

- ▶ First, measure the distance from your eye to the joint of your thumb and index finger (arm is stretched out).
- ▶ Next, hold the stick straight up and down at arm's length in front of you and make sure the portion above your hand is the same as what you measured from your eye to your hand.
- ▶ Step backwards until the tree's base appears to rest on the top of your fist, while the top of the stick appears to touch the top of the tree. At this exact point, the height of the tree is equal to the



- the tree is equal to the distance from the base of the tree to you.
- ▶ Place a stake in the ground and measure (in feet) from the trunk of the tree to the stake to find the height!





Average Crown Spread

For the crown spread, you will need two sets of measurements to get an average. First, step away from the tree and take a look at the tree's crown. More than likely the tree is not symmetrical, and it has a narrow and a wide side. Measure from the outermost branch on

one side to the outermost branch on the other side of a tree. The measurement should be to the nearest foot and be done for both the narrow spread and the wide spread.

Then average these two measurements by adding them together and dividing by two:

(wide spread + narrow spread) / 2 = Average Crown Spread

Scoring Your Tree

BIG TREES will be determined on the basis of points awarded in the following manner:

One (1) point for each inch in circumference

One (1) point for each foot in height

One-fourth (1/4) point for each foot in average crown spread

Total points = circumference in inches + height in feet + one fourth of the av. crown spread in feet.

If you have difficulty in measuring a Big Tree, measure the tree to the best of your ability and note on the nomination form that you have estimated or were unable to measure.