



---

# Tipp City Design Standards for Concrete Sidewalks and Approaches

**CALL 24 HOURS (WORKING DAYS) PRIOR FOR  
PRE-POUR INSPECTION 937.667.6305**

Approved: \_\_\_\_\_

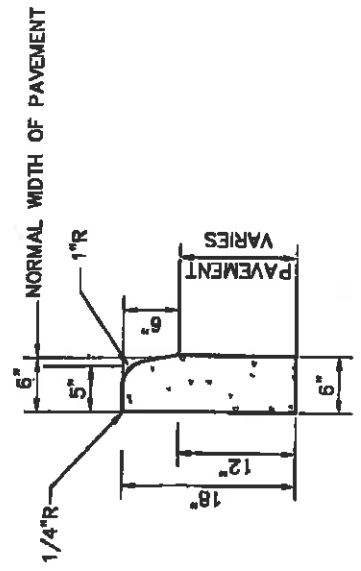
*John H. Donnelly*  
John H. Donnelly PE – City Engineer / Service Director

Date: \_\_\_\_\_

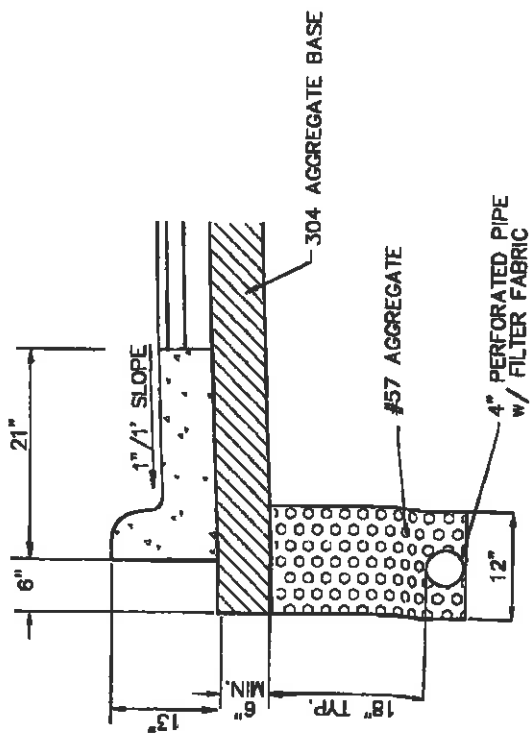
*6-1-15*

*NOTE: NO MATERIALS ARE  
PERMITTED TO BE STOCKPILED ON THE  
ROADWAY SURFACE: CITY ORD. 95.18 + 95.19*

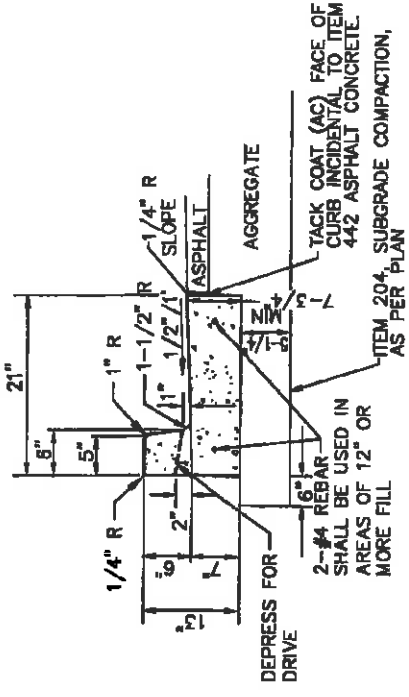
**Adopted: June 1, 2015  
RESOLUTION 29-15**



**TYPE 6  
BARRIER CURB**



**4\"/>**



**TYPE 1 COMBINATION  
CURB AND GUTTER**

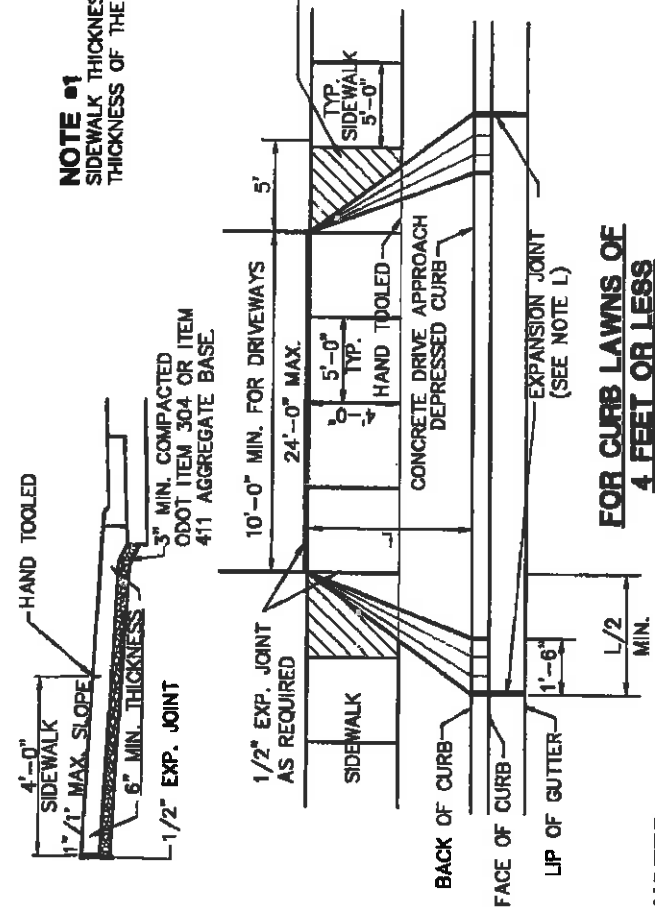
**GENERAL NOTES**

1. CONCRETE AND WORK SHALL MEET THE REQUIREMENTS SET FORTH IN ODOT QC MISC. (CEMENT ONLY - NO POZZOLAN MATERIAL) AND REINFORCE WITH FIBERS.
2. CURBING SHALL HAVE CONTRACTION JOINTS EVERY 10'.
3. MINIMUM OF 5-1/4" OF ODOT 304 SHALL BE PLACED UNDER CURBING.
4. CURBING SHALL BE BACKFILLED IMMEDIATELY AFTER FORMS ARE REMOVED.
5. PROVIDE BROOM FINISH AND EDGING TO ALL EXPOSED SURFACES.
6. USE CLEAR CURING COMPOUND IMMEDIATELY AFTER FINISHING SURFACES. ANY OTHER METHODS OR TYPE OF CURING COMPOUND MUST BE PRE-APPROVED.
7. 1/2" PREMOULDED EXPANSION JOINTS SHALL BE INSTALLED AT EACH SIDE OF DRIVE APPROACH SECTIONS AND AT P.C. POINTS, AT INTERSECTIONS, AND AT 100' MAX. INTERVALS.
8. ALL UNDERGROUND UTILITY LATERALS SHALL BE MARKED IN THE TOP OF ALL CURB WHILE IT IS BEING POURED AS FOLLOWS:  
 \*S\* - SANITARY LATERAL  
 \*W\* - WATER LATERAL
9. TYPE 6 CURBS ARE FOR USE AROUND MEDIAN SECTION.
10. MINIMUM FLOW LINE SLOPE OF PERFORATED PIPE IS 0.003 FT/FT TO OUTLET.
11. ALL CURB, DRIVEWAYS, WALKS, AND CURB RAMPS SHALL HAVE 3 LBS. OF 2.25" IN LENGTH FIBRILLATED MACROFIBERS PER CUBIC YARD.

CITY OF  
TIPP CITY  
ONE

**CONCRETE CURB DETAILS**

DATE  
APPROVED:  
MAR. 2015  
PAGE No.  
300-4

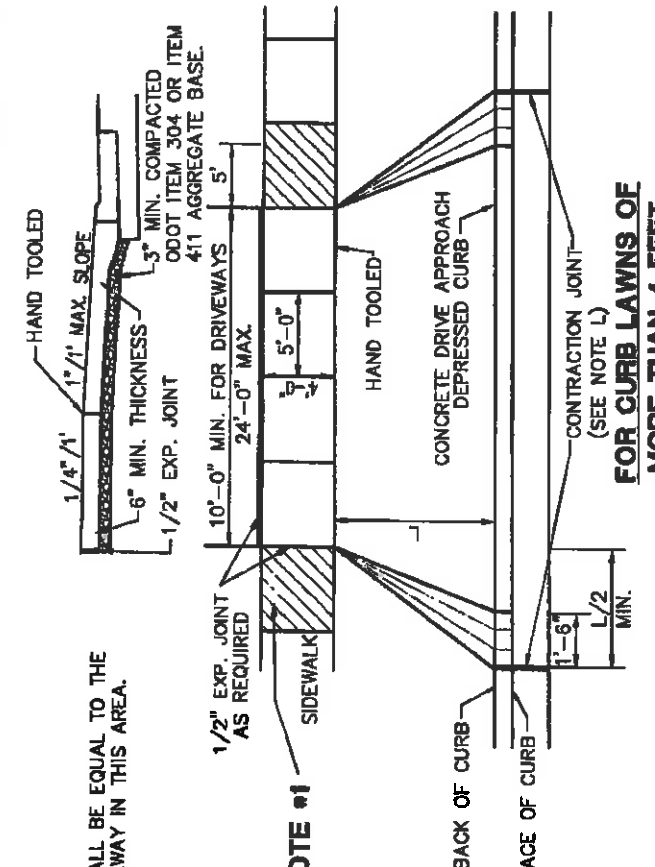


**NOTE #1**  
SIDEWALK THICKNESS SHALL BE EQUAL TO THE THICKNESS OF THE DRIVEWAY IN THIS AREA.

**FOR CURB LAWNS OF 4 FEET OR LESS**

**NOTES**

- A. DRIVE APPROACHES SHALL MEET THE REQUIREMENTS OF ODOT ITEM 452, 499, 608, AND 609 CAST IN-PLACE CONCRETE.
- B. DRIVE APPROACHES MAY BE PLACED MONOLITHICALLY WITH CURB, PROVIDED THAT A 1" DEEP CONTROL JOINT BE TOOLED AT THE B/C
- C. MAXIMUM JOINT SPACING SHALL BE 10' LONGITUDINALLY, TRANSVERSELY AND AT TAPERS.
- D. EXPANSION MATERIAL SHALL BE 1/2" PREMADE, ODOT APPROVED.
- E. 6" OF COMPACTED ODOT ITEM 304 OR ITEM 411 AGGREGATE BASE SHALL BE PLACED UNDER DRIVE APPROACHES.
- F. PROVIDE BROOM FINISH AND EDGING TO ALL EXPOSED SURFACES.
- G. WHERE CURB AND GUTTER HAS NOT BEEN DROPPED AT DRIVE APPROACHES, THE CONTRACTOR WILL CUT AND REMOVE CURB. (SEE DETAIL)
- H. WHERE ASPHALTIC CONCRETE PAVEMENT IS DISTURBED, THE ASPHALT SHALL BE REPLACED BY THE CONTRACTOR AS DIRECTED BY THE CITY.
- I. JOINTS SHALL BE CLEANED AND EDGED BY A 1/4" RADIUS EDGER. LONGITUDINAL JOINTS SHALL BE AS DIRECTED BY THE CITY. EXPANSION JOINTS SHALL BE OF SUCH DIMENSIONS AS SHOWN ON STANDARD DRAWINGS FOR CONSTRUCTION JOINTS.
- J. ALL CURB, DRIVEWAYS, WALKS, AND CURB RAMPS SHALL HAVE 3 LBS. OF 2.25" IN LENGTH FIBRILLATED MACROFIBERS PER CUBIC YARD.
- K. CONCRETE SHALL BE QC. MISC.(CEMENT ONLY--NO POZZOLAN MATERIAL) AND REINFORCED WITH FIBERS.
- L. THIS STANDARD DRAWING IS FOR GUIDELINE PURPOSES. EACH INDIVIDUAL DRIVE WILL NEED TO BE DESIGNED AND SUBMITTED TO THE CITY FOR REVIEW AND APPROVAL



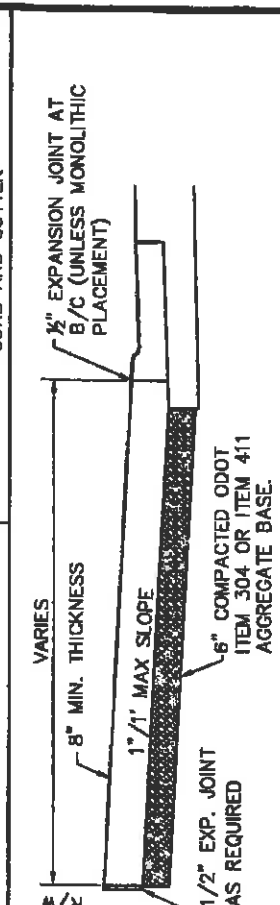
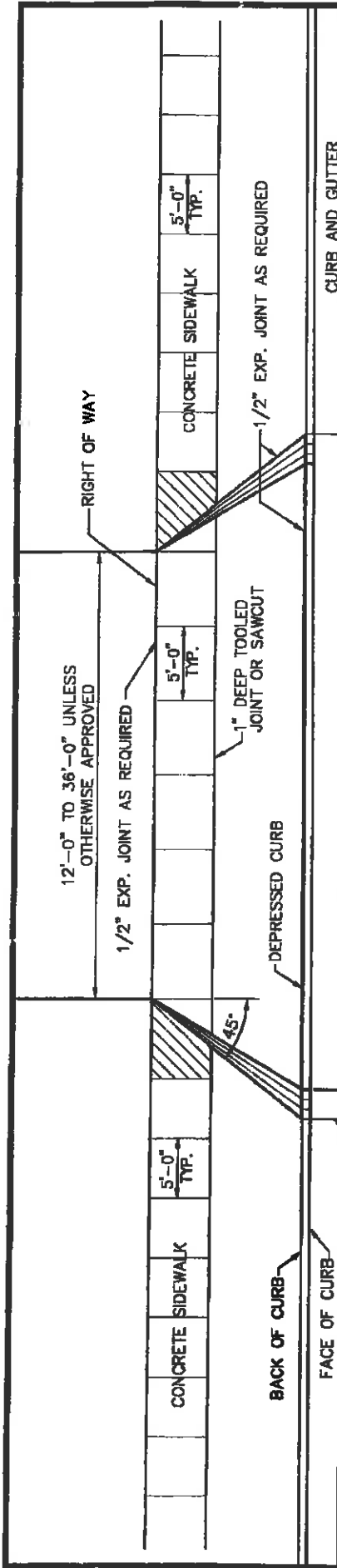
**FOR CURB LAWNS OF MORE THAN 4 FEET**

- M. DRIVE APPROACHES SHALL BE 10' MINIMUM TO 24' MAXIMUM UNLESS OTHERWISE APPROVED BY THE CITY. (3 LANE RESIDENTIAL DRIVE IS PERMITTED ONLY IF IT SERVES A 3 CAR GARAGE WITH DOORS FACING THE STREET WITH A SETBACK OF 40 FEET OR LESS.)
- N. ALL NEW CONSTRUCTION OR MODIFICATIONS OF DRIVE APPROACHES REQUIRE A CONCRETE APPROACH, REGARDLESS OF WHETHER THERE IS A SIDEWALK OR NOT. THE NEW APPROACH IS TO GO FROM EDGE OF EXISTING STREET TO RIGHT OF WAY OR A MINIMUM OF 6'-0".
- O. DRAINAGE ISSUES WILL HAVE TO BE ADDRESSED, WHEN A DRIVEWAY IS INSTALLED OR MODIFIED.
- P. PRECAUTIONS SHALL BE TAKEN TO PROTECT EXISTING CONCRETE, BRICK, ETC. FROM TIRE MARKS AND DAMAGE DURING CONSTRUCTION.
- Q. USE CLEAR CURING COMPOUND IMMEDIATELY AFTER FINISHING SURFACES. ANY OTHER METHODS OR TYPE OF CURING COMPOUND MUST BE PRE-APPROVED.

CITY OF  
TIPP CITY  
ONE

REVISIONS:  
DATE  
APPROVED:  
MAR. 2015  
PAGE No.  
300-5

**RESIDENTIAL DRIVE APPROACH**

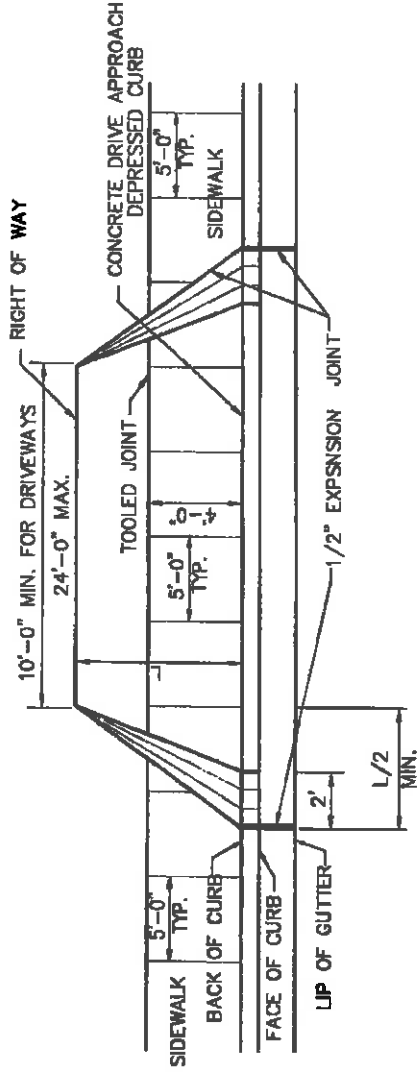


**NOTES**

- A. DRIVE APPROACHES SHALL MEET THE REQUIREMENTS OF ODOT ITEM 452 AND 499 CAST IN PLACE CONCRETE.
- B. DRIVE APPROACHES MAY BE PLACED MONOLITHICLY WITH CURB. PROVIDING A 1" DEEP CONTROL JOINT TO BE TOOLED AT THE BACK OF CURB.
- C. MAXIMUM JOINT SPACING SHALL BE 10' LONGITUDINALLY AND TRANSVERSELY WITH JOINTS AT TAPERS.
- D. EXPANSION MATERIAL SHALL BE 1/2" PREMOLDED.
- E. 6" OF COMPACTED ODOT ITEM 304 OR ITEM 411 AGGREGATE BASE SHALL BE PLACED UNDER DRIVE APPROACHES.
- F. PROVIDE BROOM FINISH AND EDGING TO ALL EXPOSED SURFACES.
- G. WHERE CURB AND GUTTER HAS NOT BEEN DROPPED AT DRIVE APPROACHES, THE CONTRACTOR WILL CUT AND REMOVE CURB (SEE DETAIL).
- H. WHERE ASPHALTIC CONCRETE PAVEMENT IS DISTURBED, THE ASPHALT SHALL BE REPLACED BY THE CONTRACTOR AS DIRECTED BY THE CITY.
- I. JOINTS SHALL BE CLEANED AND EDGED BY A 1/4" RADIUS EDGER. LONGITUDINAL JOINTS SHALL BE AS DIRECTED BY THE CITY. EXPANSION JOINTS SHALL BE OF SUCH DIMENSIONS AS SHOWN ON STANDARD DRAWINGS FOR CONSTRUCTION JOINTS.
- J. USE CLEAR CURING COMPOUND IMMEDIATELY AFTER FINISHING SURFACES. ANY OTHER METHODS OR TYPE OF CURING COMPOUND MUST BE PRE-APPROVED.
- K. THIS STANDARD DRAWING IS FOR GUIDELINE PURPOSES. EACH INDIVIDUAL DRIVE WILL NEED TO BE DESIGNED AND SUBMITTED TO THE CITY FOR REVIEW AND APPROVAL.
- L. CONCRETE SHALL BE QC. MISC. (CEMENT ONLY-NO POZZOLAN MATERIAL) AND REINFORCED WITH FIBERS.
- M. ALL CURB, DRIVEWAYS, WALKS, AND CURB RAMPS SHALL HAVE 3 LBS. OF 2.25" IN LENGTH FIBRILLATED MACROFIBERS PER CUBIC YARD.
- N. ALL NEW CONSTRUCTION OR MODIFICATIONS OF DRIVE APPROACHES REQUIRE A CONCRETE APPROACH, REGARDLESS OF WHETHER THERE IS A SIDEWALK OR NOT. THE NEW APPROACH IS TO GO FROM EDGE OF EXISTING STREET TO RIGHT OF WAY OR A MINIMUM OF 10'-0".
- O. DRAINAGE ISSUES WILL HAVE TO BE ADDRESSED, WHEN A DRIVEWAY IS INSTALLED OR MODIFIED.
- P. PRECAUTIONS SHALL BE TAKEN TO PROTECT EXISTING CONCRETE, BRICK, ETC. FROM TIRE MARKS AND DAMAGE DURING CONSTRUCTION.

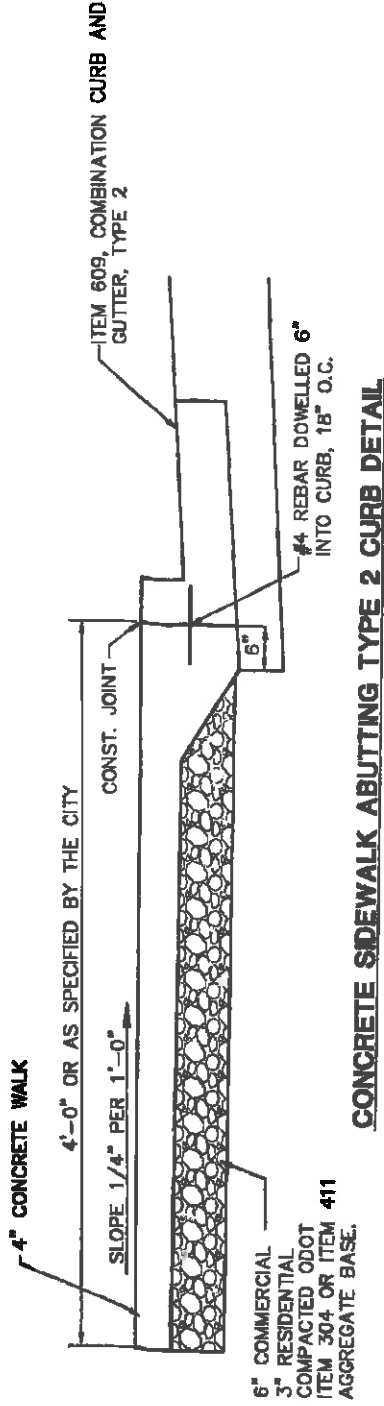
CITY OF TPP CITY	REVISIONS:	DATE APPROVED: MAR. 2015
ZONE		PAGE No. 300-6

**COMMERCIAL AND INDUSTRIAL DRIVE APPROACH**



**DRIVE APRON WITH  
NO CURB LAWN**

FOR DRIVEWAY NOTES SEE PAGE 300-5



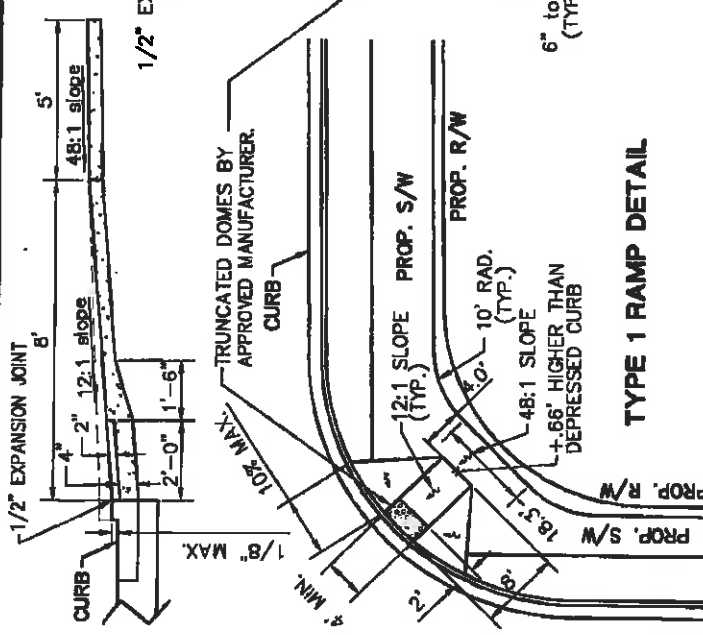
**CONCRETE SIDEWALK ABUTTING TYPE 2 CURB DETAIL**

CITY OF  
TIPP CITY  
ONE

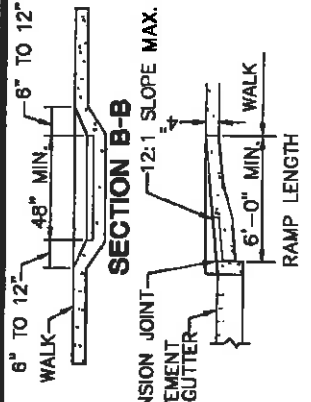
**DRIVE APPROACH AND CONCRETE  
SIDEWALK DETAIL WITH NO CURB LAWN**

REVISIONS:

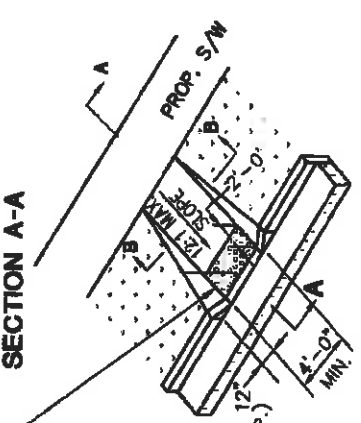
DATE  
APPROVED:  
MAR. 2015  
PAGE No.  
300-7



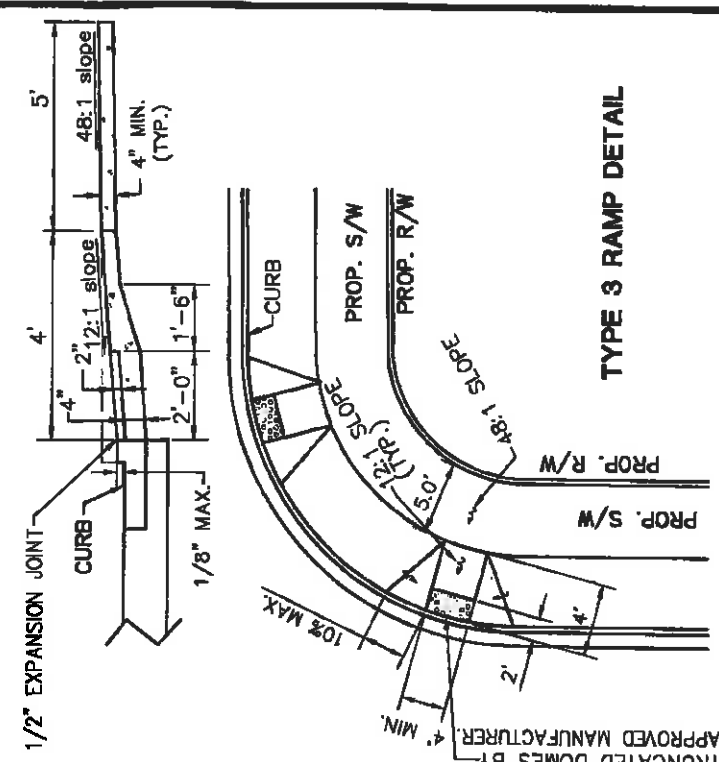
**TYPE 1 RAMP DETAIL**



**SECTION B-B**



**SECTION A-A**



**TYPE 3 RAMP DETAIL**

**NOTES**

- A. CITY TO SPECIFY TYPE 1, A2, OR 3 CURB RAMP.
- B. ANY COMBINATION OF SIDE SLOPES ON OPPOSITE SIDES OF A RAMP MAY BE USED TO BEST FIT THE SITE CONDITIONS.
- C. THE MINIMUM RAMP LENGTH IS 6' FROM BACK OF A 6" CURB AND MAY BE INCREASED WHERE FEASIBLE TO OBTAIN A FLATTER RAMP SLOPE OR TO BETTER BLEND WITH THE WALK CONFIGURATION.
- D. WALK THICKNESS IN THE RAMP SLOPES SHALL BE 4" MINIMUM OR THICKER AS NECESSARY TO MATCH ADJACENT WALK THICKNESS.
- E. CURB RAMPS SHALL MEET AND BE FINISHED TO AMERICANS WITH DISABILITIES ACT (A.D.A.) STANDARDS.
- F. TEXTURE OF CONCRETE SURFACE SHALL BE OBTAINED BY COURSE BROOMING TRAVERSE TO THE RAMP SLOPES AND SHALL BE ROUGHER THAN ADJACENT WALK.

- G. CURB RAMPS SHALL MEET THE REQUIREMENTS OF ODOT ITEM 608 UNLESS OTHERWISE SPECIFIED WITHIN. REFER TO ODOT STANDARD DRAWINGS FOR ADDITIONAL CURB RAMP CONFIGURATIONS.
- H. CONCRETE SHALL BE GC. MISC. (CEMENT ONLY-NO POZZOLAN MATERIAL) AND REINFORCED WITH FIBERS.
- I. ALL CURB, DRIVEWAYS, WALKS, AND CURB RAMPS SHALL HAVE 3 LBS. OF 2.25" IN LENGTH FIBRILLATED MACROFIBERS PER CUBIC YARD.
- J. FOR RECONSTRUCTION JOBS, THE CURB RAMPS WILL HAVE TO BE ADDRESSED BASED ON THE EXISTING CONDITIONS.

- K. TRUNCATED DOME SPECIFICATIONS: INSTALL DETECTABLE WARNINGS (TRUNCATED DOMES) FOR A DISTANCE OF 24" FROM THE BACK OF CURB FOR THE ENTIRE WIDTH OF THE RAMP OPENING WHERE IT IS FLUSH WITH THE PAVEMENT. THE TRUNCATED DOMES SHALL BE POWDER COATED CAST IRON OR CITY APPROVED, THE COLOR OF THE PANEL SHALL BE RED.
- L. THE CURB RAMP SHALL BE POURED ON COMPACTED GRANULAR BEDDING. CITY INSPECTION OF FORM WORK IS REQUIRED PRIOR TO PLACING CONCRETE.
- M. PROVIDE BROOM FINISH AND EDGING TO ALL EXPOSED SURFACES. TEXTURE SHALL BE A MEDIUM BROOM WITH TOOL FINISH. CITY TO REVIEW AND APPROVE FIRST POUR.
- N. USE CLEAR CURING COMPOUND IMMEDIATELY AFTER FINISHING SURFACES. ANY OTHER CURING COMPOUND MUST BE PRE-APPROVED.

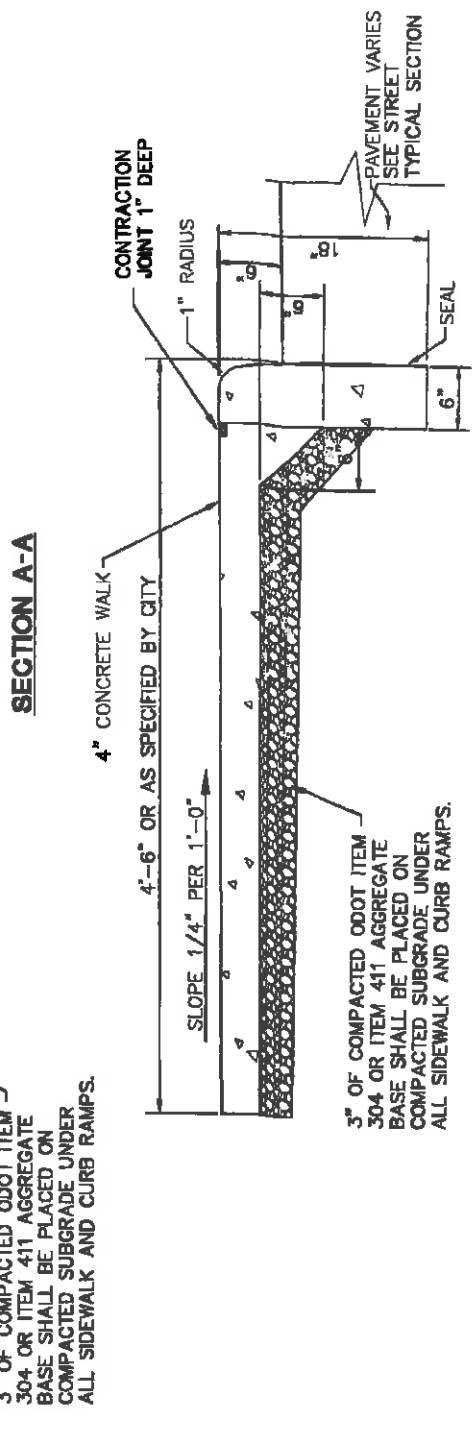
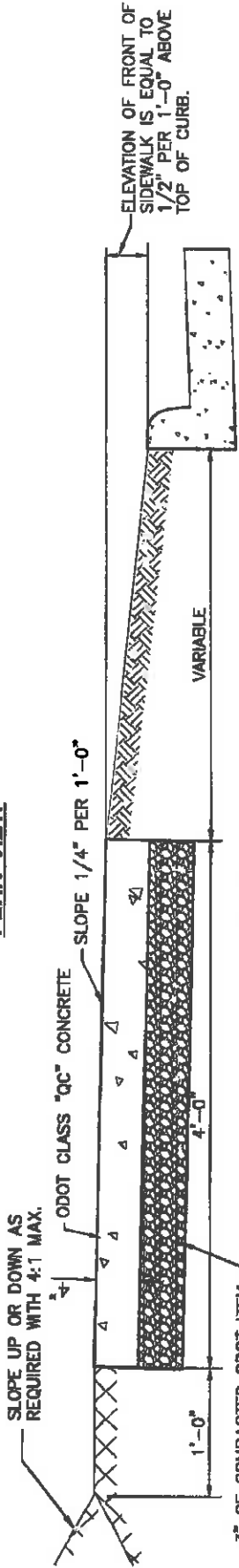
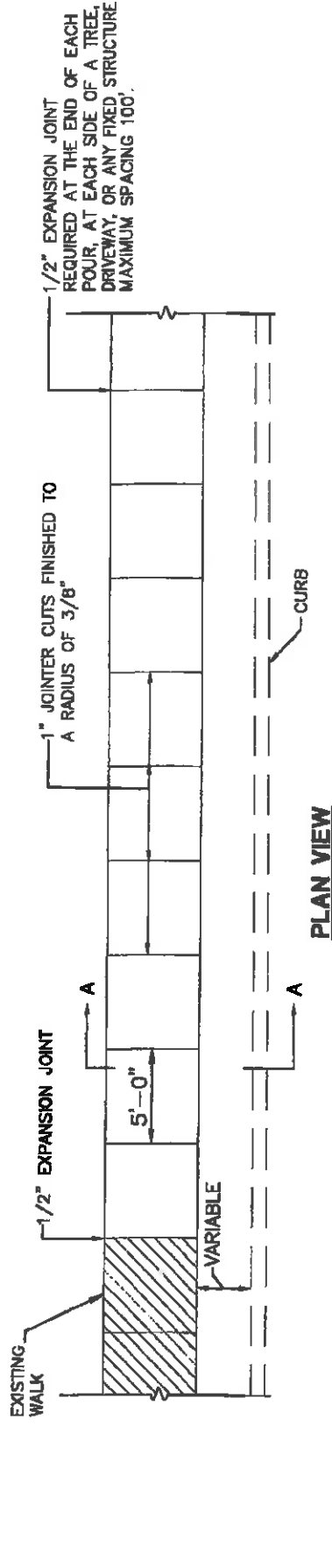
CITY OF  
TIPP CITY



REVISIONS:

DATE  
APPROVED:  
MAR. 2015  
PAGE No.  
300-8

**CURB RAMPS**



**COMBINED CURB AND SIDEWALK DETAIL**

CITY OF TIPP CITY ENGINEER	REVISIONS:	DATE APPROVED: MAR 2015
	300-9	PAGE No.

**CONCRETE SIDEWALK DETAIL**

# NOTES

- A. WALK TO BE POURED ON COMPACTED GRANULAR BEDDING.
- B. PROVIDE BROOM FINISH TO ALL EXPOSED SURFACES.
- C. CONCRETE SHALL CONFORM TO ODOT ITEM 489 CONCRETE. CONCRETE WORK SHALL CONFORM TO ODOT ITEM 608, UNLESS OTHERWISE SPECIFIED WITHIN.
- D. PROVIDE EDGING AROUND ALL EXPOSED SURFACES.
- E. USE CLEAR CURING COMPOUND IMMEDIATELY AFTER FINISHING SURFACES. ANY OTHER CURING COMPOUND MUST BE PRE-APPROVED.
- F. WHEN RENOVATING EXISTING STREETS, THE SIDEWALKS SHALL BE REPLACED TO CONFORM WITH CITY CONSTRUCTION STANDARDS AND DRAWINGS.
- G. CONCRETE SHALL BE GC. MISC. (CEMENT ONLY—NO POZZOLAN MATERIAL) AND REINFORCED WITH CONCRETE FIBERS.
- H. ANY DISTURBED PROPERTY PINS SHALL BE REESTABLISHED AFTER FINISHING OF SIDEWALK.
- I. ALL CURB, DRIVEWAYS, WALKS, AND CURB RAMPS SHALL HAVE 3 LBS. OF 2.25" IN LENGTH FIBRILLATED MACROFIBERS PER CUBIC YARD.

# SIDEWALK JOINTS

1. GENERAL: CONSTRUCT ISOLATION, CONSTRUCTION, AND CONTRACTION JOINTS, AND TOOL EDGINGS TRUE TO LINE WITH FACES PERPENDICULAR TO SURFACE PLANE OF CONCRETE. CONSTRUCT TRANSVERSE JOINTS AT RIGHT ANGLES TO CENTERLINE, UNLESS OTHERWISE INDICATED.
  - A. WHEN JOINING EXISTING PAVEMENT, PLACE TRANSVERSE JOINTS TO ALIGN WITH PREVIOUSLY PLACED JOINTS, UNLESS OTHERWISE INDICATED.
  2. CONSTRUCTION JOINTS: SET CONSTRUCTION JOINTS AT SIDE AND END TERMINATION OF PAVEMENT AND AT LOCATIONS WHERE PAVEMENT OPERATIONS ARE STOPPED FOR MORE THAN ONE-HALF HOUR, UNLESS PAVEMENT TERMINATES AT ISOLATION JOINTS.
  3. EXPANSION JOINTS: FORM ISOLATION JOINTS OF PREFORMED JOINT-FILLER STRIPS ABUTTING MANHOLES, STRUCTURES, WALKS, OTHER FIXED OBJECTS, AND WHERE INDICATED. EXPANSION JOINTS SHALL NOT BE PLACED AT THE BUILDING FACE UNLESS DIRECTED BY THE CITY.
    - A. LOCATION OF EXPANSION JOINTS AT INTERVALS OF 100', UNLESS OTHERWISE INDICATED.
    - B. THE EXPANSION JOINT MATERIAL SHALL BE 1/2" THICK PER ODOT 705.33.
  4. CONTRACTION JOINTS: FORM WEAKENED-PLANE CONTRACTION JOINTS, SECTIONING CONCRETE INTO AREAS AS INDICATED IN THE PLANS. CONSTRUCT CONTRACTION JOINTS FOR A DEPTH EQUAL TO AT LEAST ONE-FOURTH OF THE CONCRETE THICKNESS, WHERE INDICATED, AS FOLLOWS:
    - A. GROOVED JOINTS: FORM CONTRACTION JOINTS AFTER INITIAL FLOATING BY GROOVING AND FINISHING EACH EDGE OF JOINT WITH GROOVER TOOL TO THE FOLLOWING RADIUS. REPEAT GROOVING OF CONTRACTION JOINTS AFTER APPLYING SURFACE FINISHES. ELIMINATE GROOVER OVERFLOW SLURRY MARKS ON CONCRETE SURFACES. QUALITY WORK SHALL BE PERFORMED OR THE NEW SIDEWALK WILL BE REMOVED AND REDONE AT THE CONTRACTOR'S EXPENSE. RADIUS TO BE 1/4 INCH (6 MM).
    - B. SAWED JOINTS WILL NOT BE PERMITTED, WITHOUT PRIOR APPROVAL OF THE CITY.
  5. EDGING: TOOL EDGES OF JOINTS IN CONCRETE AFTER INITIAL FLOATING WITH AN EDGING TOOL TO A RADIUS OF 1/4 INCH (6 MM). REPEAT TOOLING OF EDGES AFTER APPLYING SURFACE FINISHES. ELIMINATE TOOL MARKS (OVERFLOW SLURRY) ON CONCRETE SURFACES.

CITY OF  
TRIP CITY

ONE

REVISIONS:

DATE  
APPROVED:  
MAR. 2015  
PAGE No.

# CONCRETE SIDEWALK NOTES

300-10



**EXAMPLE: 3/4 INCH TRIP HAZARD**



ADJOINING BLOCKS OR PORTIONS THEREOF WHOSE EDGES DIFFER VERTICALLY BY MORE THAN 3/4 INCH.



**EXAMPLE: PLATES, COVERS, ETC.**



METAL OR OTHER PLATES, COVERS, OR GRATINGS THAT ARE NOT FLUSH (3/4 INCH OR MORE VERTICAL DIFFERENCE) WITH THE ADJOINING SIDEWALK SURFACE, ARE STRUCTURALLY UNSAFE, OR CAUSE A NUISANCE DUE TO SLIPPERY SURFACES ETC.

**EXAMPLE: DETERIORATION**



ANY SIDEWALK THAT IS DETERIORATED OR SHOWS SURFACE SPALLING, LEAVING IT VERY ROUGH, UNSAFE, OR WITH AGGREGATE PROTRUDING.

**EXAMPLE: ABRUPT SLOPE**



BLOCKS, OR PORTION OF BLOCKS, THAT CAUSE AN ABRUPT CHANGE OF 1 INCH PER FOOT (OR MORE) IN ANY DIRECTION OF THE SIDEWALK.

**PERMITS, INSPECTION, AND WORK RULES**

- A.** NO PERSON SHALL TEAR UP OR DIG INTO ANY PUBLIC RIGHT-OF-WAY OR STREET FOR THE PURPOSE OF CONSTRUCTING OR REPAIRING THE SIDEWALK, CURBING, OR GUTTERS THEREON OR FOR ANY OTHER PURPOSE, WITHOUT HAVING FIRST OBTAINED A PERMIT FROM THE ENGINEERING DEPARTMENT TO DO SO.
- B.** THE CONTRACTOR MUST CALL THE CITY FOR AN INSPECTION AT LEAST 24 HOURS BEFORE HE PLANS TO POUR THE CONCRETE. THE CONTRACTOR OR HIS FOREMAN MUST BE ON THE JOB WHEN THE INSPECTOR ARRIVES. IF, BECAUSE OF WEATHER CONDITIONS OR FOR SOME OTHER REASON, IT WILL NOT BE POSSIBLE TO HAVE A PERSON ON THE JOB, THE CONTRACTOR IS REQUIRED TO CALL AND CANCEL THE INSPECTION.
- C.** THE CONTRACTOR IS CAUTIONED AGAINST ORDERING CONCRETE BEFORE THE INSPECTION IS MADE DUE TO POSSIBLE CORRECTION OF FORMS OR GRADE.
- D.** THE CONTRACTOR SHALL PROVIDE PROTECTION AND TRAFFIC CONTROL BARRICADES, LIGHTS, SIGNS, AND OTHER DEVICES AS HEREIN SPECIFIED TO PROVIDE WARNING AND PROTECTION FOR VEHICULAR TRAFFIC, PEDESTRIANS, AND THE WORK DURING THE REMOVAL, CONSTRUCTION AND CURING OF SIDEWALK, CURB AND GUTTER, AND DRIVEWAY APRONS.
- E.** THE CONTRACTOR WILL BE RESPONSIBLE FOR AN IMMEDIATE REMOVAL AND CLEANUP OF ALL EXCAVATED MATERIAL. NO EXCAVATED MATERIAL SHALL BE STORED ON THE PAVEMENT.
- F.** ALL CONTRACTORS INSTALLING NEW CURB ARE CAUTIONED THAT IT IS THEIR RESPONSIBILITY TO REPAIR THE STREET PER CITY SPECIFICATIONS BEFORE REMOVING YOUR BARRICADES.

**EXAMPLE: CRACKS**



ANY SIDEWALK BLOCK (BASED ON 20 SQ. FT.) HAVING A CRACK OR CRACKS IN IT OF AT LEAST 3/4 INCH WIDE WITH A MINIMUM OF 4 LINEAL FEET IN ONE BLOCK. (VARIOUS SIZE BLOCKS WILL BE EVALUATED PROPORTIONALLY.)

